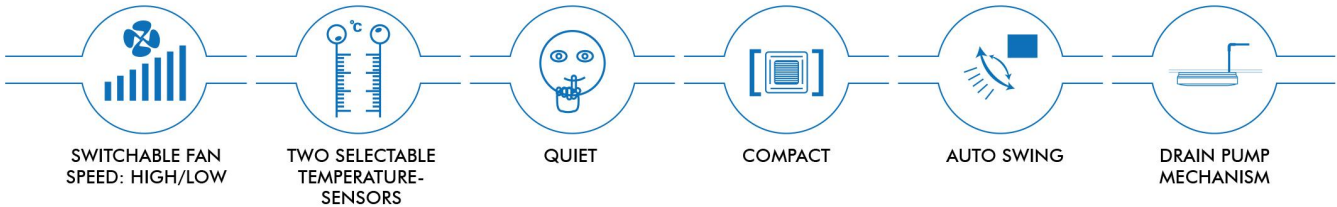
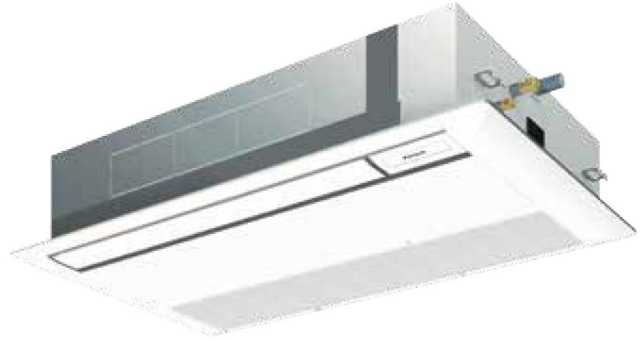


# FKA SERIES

Cooling Only



Energy-Saving & Comfort are achieved by sensing function Various air discharge patterns allow for flexible installation. Human Detecting Sensor detects the presence of people Comfort & Energy-saving operation automatically and intelligently



FKA50-71

5.0 kW ~ 7.1 kW

(Cooling only)

## NAVIGATION REMOTE CONTROLLER (Wired Remote Controller)

NEW

BRC1E63

Note: Remote controller cable is not included and must be obtained locally.



## WIRELESS LCD REMOTE CONTROLLER

A signal receiver must be added to the indoor unit.

NEW



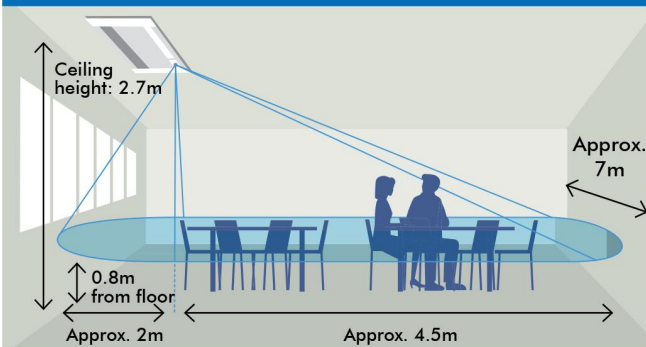
BRC4M61-6

Signal receiver unit (Installed type)  
Wireless remote controller and signal receiver are sold as separate accessories.

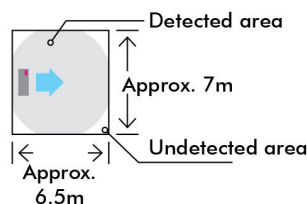


BRC4M150W16

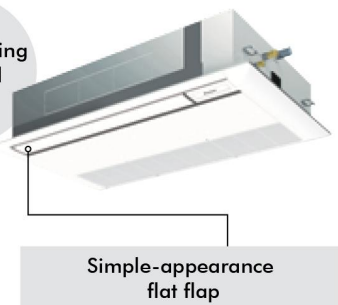
## Approximate range of human-detecting sensor



## Top view



Meet energy-saving standard value In 2015



## Single Way Cassette (Cooling Only)



Model name	Indoor unit		FKA50CVM		FKA71CVM		
	Outdoor unit		RZVF50BRV16		RZVF71BRV16		
Power supply			1 Phase, 230 V, 50 Hz		1 Phase, 230 V, 50 Hz		
Cooling capacity -Rated (min ~max)		kW	5.0 (3.2 ~ 5.6)		7.1 (3.2 ~ 8.0)		
Power consumption	Cooling-Rated	kW	1.520		2.235		
Annual Power Consumption		kWh	890		1264		
ISEER / Stars		Wh/Wh	4.35/4 Star		4.35/4 Star		
Indoor unit	Color		Fresh White		Fresh White		
	Airflow rate (H/HM/M/ML/L)	m <sup>3</sup> /min	13.5/12/10		17.5/15.5/13		
		cfm	477/424/353		618/547/459		
	Sound level (H/HM/M/ML/L)	dB(A)	42/39/36		45/42/35		
	Dimensions (HXWXD)	Unit	mm	200x1000x598		200x1200x598	
		Panel	mm	45x1180x658		45x1380x658	
	Machine weight	Unit	kg	25		29	
Panel		kg	5.5		6		
Certified operation range		°CWB	14 to 28		14 to 28		
Outdoor unit	Color		Ivory white		Ivory white		
	Compressor	Type	Hermetically sealed swing type		Hermetically sealed swing type		
		Motor output	kW	1.3		1.3	
	Refrigerant charge (R-32)		kg	1.09 (Charged for 15 m)		1.30 (Charged for 15 m)	
	Sound level	Cooling	dB(A)	48		50	
	Dimensions (H x W x D)		mm	595x845x300		595x845x300	
	Machine Weight		kg	36.5		40	
Certified operating range		°CDB	21 to 46		21 to 46		
Piping connections	Liquid (Flare)		mm	Φ9.52		Φ9.52	
	Gas (Flare)		mm	Φ15.88		Φ15.88	
	Drain		mm	Φ18.0 (Hole)		Φ18.0 (Hole)	
Max. inter unit piping length		m	30		30		
Max. installation level difference		m	20		20		

### Note :

- Rated cooling capacities are based on the following conditions: Indoor temp., 27°CDB, 19.0°CWB; outdoor temp. 35°CDB, 24°CWB. Equiv. refrigeration piping, 7.5 m (horizontal).
- Anechoic chamber conversion value, measured according to JIS parameters and criteria. During operation these values are somewhat higher owing to ambient conditions.